

SB1840D SCHOTTKY RECTIFIER

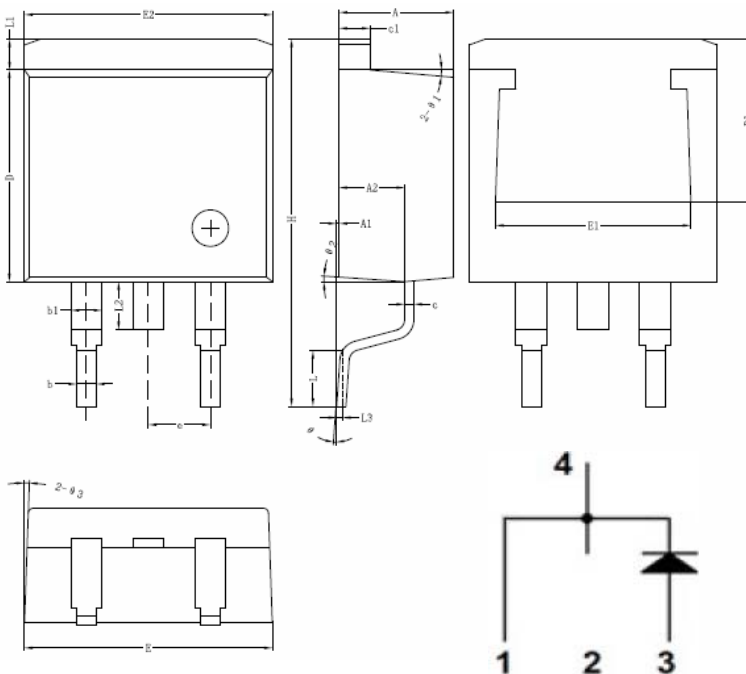
Applications:

- Switching power supply
- Converters
- Free-Wheeling diodes
- Reverse battery protection

Features:

- 150°C T_J operation
- Center tap configuration
- Low forward voltage drop
- High purity, high temperature epoxy encapsulation for enhanced mechanical strength and moisture resistance
- High frequency operation
- Guard ring for enhanced ruggedness and long term reliability
- This is a Pb – Free Device
- All SMC parts are traceable to the wafer lot
- Additional testing can be offered upon request

Mechanical Dimensions (In Inches / mm):



Symbol	Dimensions in millimeters		
	Min.	Typical	Max.
A	4.55	4.70	4.85
A1	0	0.10	0.25
A2	2.59	2.69	2.89
b	0.71	0.81	0.96
b1		1.27	
c	0.36	0.38	0.61
c1	1.17	1.27	1.37
D	8.55	8.70	8.85
D1	6.40		
E	10.01	10.16	10.31
E1	7.6		
E2	9.98	10.08	10.18
e		2.54	
H	14.6	15.1	15.6
L	2.00	2.30	2.70
L1	1.17	1.27	1.40
L2			2.20
L3		0.25BSC	
e	0	-	8°
e1		5°	
e2		4°	
e3		4°	

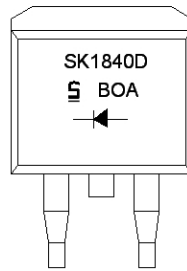
D²PAK



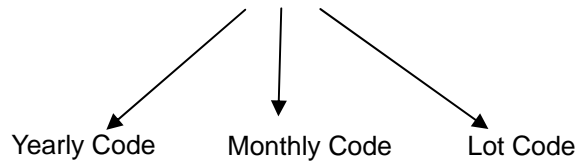
MARKING, MOLDING RESIN

First row: part number
Second row: the Semikron logo and date code
Third row: topology

For example,



Date code: "BOA"



Date Code Description

Yearly Code

Year	code	Year	code	Year	code	Year	code	Year	code	Year	code
1998	K	2003	R	2008	W	2013	D	2018	K	2023	R
1999	L	2004	S	2009	X	2014	E	2019	L	2024	S
2000	M	2005	T	2010	A	2015	F	2020	M	2025	T
2001	N	2006	U	2011	B	2016	G	2021	N	2026	U
2002	P	2007	V	2012	C	2017	H	2022	P	2027	V

Monthly Code

Month	January	February	March	April	May	June
code	1	2	3	4	5	6
Month	July	August	September	October	November	December
code	7	8	9	O	N	D

Lot Code

Lot number is from 0 to 9 and A to Z.



Technical Data
Data Sheet N0957, Rev. -

Green Products

Ordering Information:

Device	Package	Shipping
SB1840D	D ² PAK (Pb-Free)	800pcs / reel

For information on tape and reel specifications, including part orientation and tape sizes, please refer to our Tape and Reel Packaging Specification.

Maximum Ratings:

Characteristics	Symbol	Condition	Max.	Units
Peak Inverse Voltage	V _{RWM}	-	40	V
Max. Average Forward Current	I _{F(AV)}	50% duty cycle @T _C =105°C, rectangular wave form	18	A
Max. Peak One Cycle Non-Repetitive Surge Current	I _{FSM}	8.3 ms, half Sine pulse	280	A

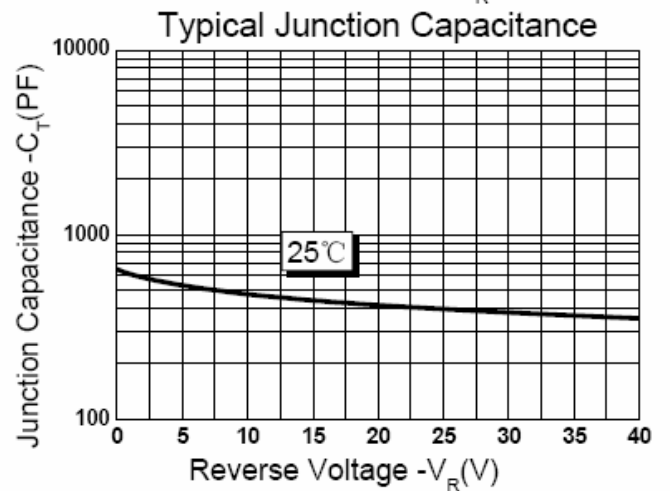
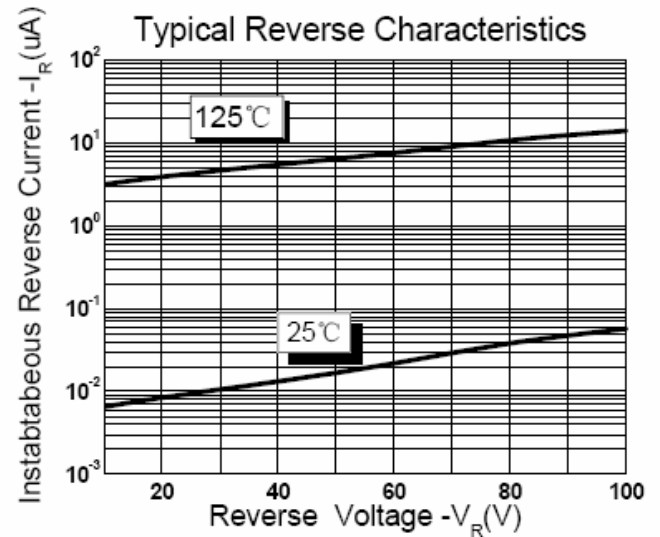
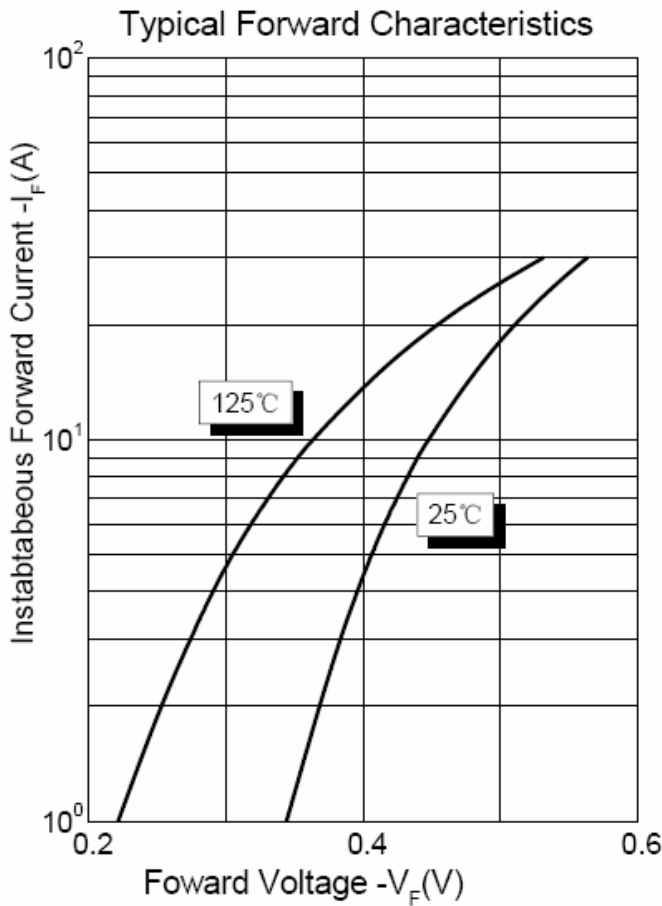
Electrical Characteristics:

Characteristics	Symbol	Condition	Max.	Units
Max. Forward Voltage Drop	V _{F1}	@5.0A, Pulse, T _J = 25 °C	0.50	V
	V _{F2}	@18A, Pulse, T _J = 25 °C	0.58	V
Max. Reverse Current at DC condition	I _{R1}	@V _R = rated V _R T _J = 25 °C	500	uA
Max. Reverse Current	I _{R2}	@V _R = rated V _R T _J = 125 °C	30	mA
Max. Junction Capacitance	C _T	@V _R = 5V, T _C = 25 °C f _{SIG} = 1MHz	800	pF
Max. Voltage Rate of Change	dv/dt	-	10,000	V/μs

* Pulse Width < 300μs, Duty Cycle <2%

Thermal-Mechanical Specifications:

Characteristics	Symbol	Condition	Specification	Units
Max. Junction Temperature	T _J	-	-55 to +150	°C
Max. Storage Temperature	T _{stg}	-	-55 to +150	°C
Maximum Thermal Resistance Junction to Case	R _{θJC}	DC operation	6.0	°C/W
Approximate Weight	wt	-	1.85	g
Case Style	D ² PAK			





DISCLAIMER:

- 1- The information given herein, including the specifications and dimensions, is subject to change without prior notice to improve product characteristics. Before ordering, purchasers are advised to contact the SMC - Sangdest Microelectronics (Nanjing) Co., Ltd sales department for the latest version of the datasheet(s).
- 2- In cases where extremely high reliability is required (such as use in nuclear power control, aerospace and aviation, traffic equipment, medical equipment, and safety equipment), safety should be ensured by using semiconductor devices that feature assured safety or by means of users' fail-safe precautions or other arrangement.
- 3- In no event shall SMC - Sangdest Microelectronics (Nanjing) Co., Ltd be liable for any damages that may result from an accident or any other cause during operation of the user's units according to the datasheet(s). SMC - Sangdest Microelectronics (Nanjing) Co., Ltd assumes no responsibility for any intellectual property claims or any other problems that may result from applications of information, products or circuits described in the datasheets.
- 4- In no event shall SMC - Sangdest Microelectronics (Nanjing) Co., Ltd be liable for any failure in a semiconductor device or any secondary damage resulting from use at a value exceeding the absolute maximum rating.
- 5- No license is granted by the datasheet(s) under any patents or other rights of any third party or SMC - Sangdest Microelectronics (Nanjing) Co., Ltd.
- 6- The datasheet(s) may not be reproduced or duplicated, in any form, in whole or part, without the expressed written permission of SMC - Sangdest Microelectronics (Nanjing) Co., Ltd.
- 7- The products (technologies) described in the datasheet(s) are not to be provided to any party whose purpose in their application will hinder maintenance of international peace and safety nor are they to be applied to that purpose by their direct purchasers or any third party. When exporting these products (technologies), the necessary procedures are to be taken in accordance with related laws and regulations..